




Abteilung 502

Modeling Luxury Goods



Abteilung 502

Modeling Luxury Goods



The rebirth of an elite brand




Abteilung...

Abteilung 502 has always been known as a brand with high quality products that are easy to use on all types of models. Abteilung is a standalone brand that has and will evolve with the modeling world in order to give modelers the best tools and products they may need. From now on, Abteilung will be releasing new products with the modelers needs in mind without compromising our commitment to quality. Also, Abteilung will be releasing special books and manuals, unique publications to help the modeler find his way. The Abteilung team members are modelers working to ensure we are always ahead of the curve while keeping up with the constantly evolving world of modeling.




Oils


Abteilung 502 oils not only contain a range of exclusive colors for modelers, but its special formula in which the proportion of oil to our high quality of pigments is controlled, allowing much more realistic finishes that can't be mimicked with those arts and craft store oil paints. Abteilung 502 has enlarged our already wide range of oils along with some new enhancements to Abteilung's already high quality formula. Due to Abteilung's wide range of colors, these oils can be used in all areas of modeling from armor to planes to ships to figures etc.




ABT001
SNOW WHITE



ABT002
SEPIA




ABT003
DUST




ABT004
BITUME




ABT005
SMOKE




ABT006
BURNT UMBER




ABT007
RAW UMBER




ABT010
YELLOW




ABT015
SHADOW BROWN




ABT020
FADED DARK YELLOW




ABT025
WARM RED




ABT030
FADED NAVY BLUE




ABT035
BUFF




ABT040
FADED GREEN




ABT050
OLIVE GREEN




ABT060
LIGHT RUST




ABT070
DARK RUST




ABT080
BROWN WASH




ABT090
INDUSTRIAL EARTH




ABT092
OCHER




ABT093
EARTH




ABT094
GREEN GRASS




ABT100
NEUTRAL GREY




ABT110
BLACK




ABT120
RED PRIMER




ABT125
LIGHT MUD




ABT130
DARK MUD




ABT135
LIGHT FLESH TONE




ABT140
BASIC FLESH TONE




ABT145
SUNNY FLESH TONE



ABT150
FIELD GREY



ABT155
LIGHT SAND




ABT160
ENGINE GREASE




ABT165
FADED WHITE




ABT170
LIGHT GREY




ABT180
COPPER OXIDE BLUE




ABT190
FADED FLESH




ABT200
METALLIC GOLD




ABT205
METALLIC SILVER




ABT210
METALLIC COPPER




ABT215
FLESH SHADOW




ABT220
DARK BRICK RED




ABT225
MIDNIGHT BLUE




ABT230
BLUE GREEN



ABT235
INTENSE BLUE



ABT240
CREAM BROWN



ABT245
SAND BROWN

Oil Sets

Abteilung 502 sets combine the proper colors needed depending on what the modeler is trying to achieve. In order to extend the options, we have increased the number of Oil Sets available to cover all different branches of modeling. These sets have been created with thought and purpose in terms of combining colors that complement each other and what you are trying to achieve.

ABT304 **RUST AND RED COLORS SET**

This set contains all of the colors needed to achieve realistic rust effects and enhance the red primer tones on your models.





ABT301 **FLESH COLORS SET**

High quality oil set made up of durable and stable pigments. These dense, high color intensity paints are for painting skin and flesh on scale model figures. Designed especially for painters who want to give their figures an artistic look, using this classic paint set. Our oils are consistent in quality and easy to blend.



ABT302 **VEHICLE WEATHERING AND EFFECTS SET**

This basic set is perfect for weathering and all sorts of different effects which ultimately turn into ultra-realistic finishes.



ABT303 **MAPPING TECHNIQUE LIGHTS AND SHADOWS**

Special set to create highlights and shadows on your models. You can use the dot technique and blend them to create a discolored and faded surface with a rich chromatic variation. The mapping technique is also a special oil technique because of its properties of blending and transparency to create different effects in paint and camouflages.



ABT305 **AIRCRAFT EFFECTS SET**

Improve your models with this interesting set of colors to apply various techniques. Specially designed for fans of aircrafts and its colors.



ABT306 **NAVAL AND GREY EFFECTS SET**

This set is specially designed for gray tones and is recommended for ray subjects like ships, planes, etc...



ABT307 **DIORAMAS COLORS SET**

Improve your dioramas and vignettes with this interesting set of colors to apply different techniques. Bricks, terrains, grass, etc..

ABT308 BASE COLOR ALTERATION SET

Within this set you will find all the necessary colors for base color alteration, for the base color alteration over the different tones like grey, desert yellow, green or painted in camouflages, as described in detail in our new book “Mastering Oils 1” by Joaquín García Gázquez. Joaquín has made this selection for the proper application of his techniques. All these oils have a well known superb quality.



ABT310 FANTASY & SCI-FI COLORS SET

Within this set you will find all the basic colors to paint from space ships to fantasy creatures, mixed together you can achieve as many colors as needed to cover all the unusual colors seen in this type of miniature.. All these oils have a well known superb quality.



ABT315 LEATHER AND WOOD COLORS SET

Within this set you will find all the basic colors to paint different leather and wood tones. All these are warm colors which when mixed can achieve almost any leather and wood shade, plus its shadows and highlights. All these oils have a well known superb quality.

Merchandising

Products for elite modelers from one of the best, and more distinguished brands in the modeling world selling very limited and exclusive products.

ABTEILUNG SPECIAL DISPLAY

An elegant and beautiful display to show the best goods a modeler can buy. This exclusive display can only be seen at the best hobby shops around the world.



ABT009 ABTEILUNG KEYHOLDER

One more reason not to lose your keys. Keep your hobby close to you with this exclusive key chain available with silver or black lettering.

ABT011/12/13/14 ABTEILUNG T-SHIRT

Show your support for Abteilung at your model club meetings or shows. Cotton T-shirt with an exclusivedesign with the brand invertical lettering. Sizes M/L/XL/XXL



ABT901 DAMAGED T-SHIRT

Damaged Magazine, high quality T-shirt with an amazing design to outstand over your modeling friends. Sizes men. M/L/XL/XXL. Size women. M



ABTSPECIAL DELUXE BRUSHES KIT

Deluxe zipper case which holds and protects 10 high quality brushes. You can't be an elite modeler if you don't take care of your tools.



ABT850



ABT845



Pigments



Abteilung Pigments (MIG Productions pigments before) are respected the world over as the premier creator of superior model making pigments. Now you can find the top quality pigments and extended range safe for use and non-toxic, utilizing organic pigments for not only safety but also for quality.

Abteilung pigments are available in many varying colours for a wide variety of distinctive weathering effects for your models including dust, rust, earth and mud. The uses for these pigments are virtually without limit and they have applications in many different types of modelling including dioramas, scale tanks and planes, model railway, wargaming, Scifi ...



ABTF613
COPPER



ABTF616
MARINE BLUE



ABTF617
SULFUR YELLOW




ABTP032
ACRYLIC RESIN

Acrylic Resin for use with pigments in model weathering. Mix with weathering pigments and plaster to add thick deep muddy effects to your model vehicles. This product will dry slowly and is hard to remove once set. It also can be used like glue although It is not white glue




ABTP249
PIGMENT FIXER

This liquid solution has been designed to be used if you require a more permanent fixing for your pigments.



ABTP022
ASHES WHITE




ABTP023
BLACK SMOKE



ABTP024
LIGHT RUST



ABTP025
STANDART RUST



ABTP026
CONCRETE



ABTP027
LIGHT DUST



ABTP028
EUROPE DUST



ABTP029
BRICK DUST



ABTP030
BEACH SAND



ABTP031
VIETNAM EARTH



ABTP033
DARK MUD



ABTP034
RUSSIAN EARTH



ABTP035
ASHES GREY



ABTP037
GULF WAR SAND



ABTP038
AFRICA EARTH



ABTP039
URBAN INDUSTRY DIRT



ABTP040
BURNED GREASE



ABTP042
POCHRE RUST




ABTP044
BURNT STEEL BLUE




ABTP048
FADED MOSS GREEN



ABTP049
FRESH MOSS GREEN



ABTP051
LIGHT MOSS GREEN



ABTP052
BRIGHT IRON



ABTP053
OLD BRICK RED




ABTP054
ALCALINE DUST



ABTP056
POCHRE EARTH



ABTP057
CLAY SOIL



ABTP058
DARK EARTH



ABTP060
TRENCH EARTH



ABTP230
OLD RUST




ABTP231
GUN METAL



ABTP232
DRY MUD



ABTP234
RUBBEL DUST



ABTP235
CARGO DUST



ABTP238
BROWN RUST



ABTP414
TRACK RUST



ABTP415
LIGHT EUROPEAN EARTH



ABTP416
FRESH RUST



ABTP417
DESERT SAND




ABTPF600
ROCKET EXHAUST




ABTPF605
GRAVEYARD DIRT



ABTPF606
PLASMA BURN



ABTPF607
METALLIC SILVER



ABTPF611
STAINLESS ALLOY



ABTPF612
BRASS



ABT401 URBAN TEXTURES & BUILDINGS

This set offers the modeller the basic pigment colors that will prove essential in adding a realistic touch to any urban dioramas and vignettes. Included are: ABTP026 Concrete, ABTP029 Brick Dust, ABTP053 Old Brick Red and ABTP234 Rubbel Dust.



ABT402 DUST & DIRT

With this set, the modeller gets the four pigment tones that allow to create a variety of dust and dirt effects. Included are: ABTP027 Light Dust, ABTP039 Urban Industry Dirt, ABTP054 Alkaline Dust and ABTP235 Cargo Dust.



ABT403 RUST & EXHAUST

This set contains four different pigment tones which are indispensable for reproducing various stages of rust and corrosion in a realistic way. Included are: ABTP024 Light Rust, ABTP025 Standard Rust, ABTP042 Ochre Rust and ABTP230 Old Rust.



ABT410 EARTH

This set contains four earthy pigment tones which are extremely useful for almost all modelling genres. Included are: ABTP031 Vietnam Earth, ABTP038 Africa Earth, ABTP056 Ochre Earth and ABTP058 Dark Earth.



ABT404 EFFECTS IN SCI-FI

This set contains four earthy pigment tones which are extremely useful for almost all modelling genres. Included are: ABTPF600 Rocket Exhaust, ABTPF605 Graveyard Drift, ABTPF606 Plasma Burnt and ABTPF616 Marine Blue.



ABT405 FANTASY & METALLICS

This set contains four earthy pigment tones which are extremely useful for almost all modelling genres. Included are: ABTPF607 Metallic Silver, ABTPF611 Stainless Alloy, ABTPF612 Brass and ABTPF613 Cooper.



ABT406 TRACKS & LOWER PARTS

This set contains four earthy pigment tones which are extremely useful for almost all modelling genres. Included are: ABTP040 Burned Grease, ABTP231 Gun Metal, ABTP234 Rubbel Dust and ABTP414 Track Rust.



ABT408 EUROPEAN LANDS

This set contains four earthy pigment tones which are extremely useful for almost all modelling genres. Included are: ABTP028 Europe Dust, ABTP034 Russian Earth, ABTP060 Trench Earth and ABTP415 Light European Earth.



ABT409 DESERT & SAND

This set contains four earthy pigment tones which are extremely useful for almost all modelling genres. Included are: ABTP030 Beach Sand, ABTP037 Gulf War Sand, ABTP054 Alkaline Dust and ABTP417 Desert Sand.

Pigments Sets



**PIGMENTS
SPECIAL DISPLAY**




**ABT413
RAILROAD**

This set offers the modeller the basic pigment colors that will prove essential in adding a realistic finish to any train model. Included are: ABTP023 Black Smoke.

ABTP039 Urban Industry Dirt.

ABTP235 Cargo Dust.

ABTP238 Brown Rust.



Brushes

Abteilung 502 brushes have become a classic in the modeling world. Our wide range of high quality brushes allow the modeler to get the best results. With these brushes you can achieve all the effects needed in modeling. Use them along with our ABT114 Magic Gel for Brushes to always keep your brush tip as good as new.



Abteilung 502  ABT830-0 ROUND



ABT830-00
ROUND BRUSH 00



ABT830-0
ROUND BRUSH 0



ABT830-1
ROUND BRUSH 1



ABT830-2
ROUND BRUSH 2



ABT830-4
ROUND BRUSH 4



ABT830-4/0
ROUND BRUSH 4/0



ABT830-5/0
ROUND BRUSH 5/0



ABT830-6
ROUND BRUSH 6



ABT830-10/0
ROUND BRUSH 10/0



ABT835-1
FLAT BRUSH 1



ABT835-2
FLAT BRUSH 2



ABT835-4
FLAT BRUSH 4



ABT835-6
FLAT BRUSH 6



ABT835-8
FLAT BRUSH 8



ABT840-4
FILBERT BRUSH 4



ABT840-6
FILBERT BRUSH 6



ABT840-8
FILBERT BRUSH 8



ABT845-4
ANGULAR BRUSH 4



ABT845-6
ANGULAR BRUSH 6



ABT845-8
ANGULAR BRUSH 8

Marta Kolinsky

Modeling Luxury Goods

ABT850 **MARTA KOLINSKY** **DELUXE BRUSHES**

Almost all modelers know these kind of brushes for their quality, durability and performance. Abteilung has done the best selection of sizes and the first brand to offer a practical transport tube to keep the brush in perfect conditions.



ABT850-2



ABT850-1



ABT850-2/0




ABT850-3/0



ABT850-4/0



ABT850-5/0



ABT850-10/0




ABT850-0



High quality modeling brushes



**MARTA KOLINSKY
SPECIAL DISPLAY**



Special transparent packaging that allows to see the tip, to preserve and keeps the brushes in optimal conditions.

Auxiliary Products

Abteilung 502 has developed special products to help the modeler to improve his skills, and that includes taking care of your tools. Our new line of thinners can help the modeler achieve all sorts of finishes. We have a thinner that speeds up the drying time of oils and enamels, another thinner which leaves behind a matte finish, and finally we have the classic Odorless Thinner. We also have product to clean and care for you as your hands as well as a liquid mask to protect parts that you don't want painted. We are proud to have a range of very useful products to make the modeler's life easier.





ABT111 **ODOURLESS THINNER**

The best Odorless Thinner in the market today brought to you by the most exclusive brand.



ABT112 **MATT EFFECT THINNER**

Our famous thinner but now with a special matte finish for your washes, filters, oils, etc..



ABT113 **FAST DRY THINNER**

Our classic thinner but now with a special drying agent to make oils and enamels dry faster.



ABT115 **LIQUID MASK**

Liquid mask is one of the most popular products amongst painters. Liquid mask will help to protect parts that you want to leave unpainted.



ABT117 **MAGIC POTION FOR BRUSHES**

This ultra high quality brush cleaner and restorer is a product for modelers who want to make their brushes become new again, it does not contain solvents or alcohols. Used along with ABT114 Magic Gel for Brushes, it can make your brushes last forever. Dip your old brushes for 24 hours and they'll come out like new!! Repeat the process if the brush is heavily damaged.



ABT114 **MAGIC GEL FOR BRUSHES**

To keep the tip of your brushes sharp you only need to dip your brush in this gel and the brushes fibers will begin compact and ultimately make your brushes as good as new.



ABT116 **PURIFIER HAND CLEANSER**

Special product elaborated with surfactants without solvents to clean the acrylic or oil paints when it is still wet from your hands and products. No water is needed although you can use it, apply it directly to your hands and let dry. Specially developed for hand care.

Magazines

Damaged is the magazine from Abteilung 502. This new Publication wants to show modellers how to weather any type of subject, under any circumstance with various effects. A pleasure for model makers and a timeless collector's item

ABT701-P

DAMAGED MAGAZINE 1

Our editor takes matters into his own hands and selects all the best modellers to show their best models, creations and special curiosities. Inside this magazine you can find various subjects like a truck, a ship to a tank, spaceship ship, trains....etc. Damaged is the manual for weathered and worn models. In this first issue you can see from the amazing snowspeeder fro Villegas, an incredible forklift by Rubén González and an awesome mad max car by Andrés Montiel... and many, many other surprises.






ABT703 DAMAGED MAGAZINE 2

The highly positive reception of the first issue of Damaged magazine gave us extra motivation to prepare an even better Issue, Number 2. In this new publication you will again find comprehensive articles dealing with a sheer variety of subjects from different modelling genres. The main goals of publishing this selection are to explain the techniques used by the best modellers from around the world, and show that modelling and weathering have many faces, some of which may be surprising for the reader.




ABT705 DAMAGED MAGAZINE 3

Abteilung502 introduce you the 3rd issue of Damaged, the magazine that has surprised many modellers, with a careful layout and great photos. You can't miss it!! This is a multi-thematic modelling magazine, focus in techniques and weathered models.



Books


Abteilung 502 will be releasing very special publications in the form of books and manuals designed to help modelers with their skills as well as add to the libraries of fanatics and collectors. Abteilung will only be preparing publications which stand out from others while following our philosophy of exclusive luxury goods for modelers.



ABT601

PANTHER EXTERNAL APPEARANCE & DESIGN CHANGES

A very special publication brought to us by Roddy Macdougall & Martin Block. No other publications goes more in depth in to the life of this tank. For modelers and historians. 284 pages.





ABT602-P

MASTERING OILS 1. OIL PAINTING TECHNIQUES ON AFVS

English / Spanish / German / French. 124 pages. Mastering Oils 1, Oil Painting Techniques on AFVs, is the first one of a master series dealing with all the techniques necessary to control oil painting. In this first one the master modeler Joaquín García Gázquez shows us how to use oils in the correct way; how to mix them, how to apply them, which tools are the best for handling them. All the possibilities regarding oils applied on armored fighting vehicles with step by step guides. A masterpiece which will be very useful for any modeler.

Follow along with Joaquín García Gázquez as he describes all the necessary techniques to master the kind of tools for applying, mixing, etc. Take your model to the next level and achieve extreme reality with this must-have guide to oil techniques.



Oils, why?



Painting figures using oils allows for better control than with other painting techniques. Painting figures and flesh is best done with oils because of their properties which allow for fine blending and retouching.



Why use oils in scale modeling? Oils are arguably the best type of paint you can use. Artists of all eras have chosen oils for their paintings for centuries. This begs the question, why not try to adapt the behavior and properties of oils to scale models? Oils are definitely one of the best types of paints that exist. They have properties that other types of paints don't such as their range of opacity that allows for smooth glazes or opaque accumulations which are very easy to mix and blend allowing for maximum creativity.

Due to their wide range of properties, oils allow for a huge number of approaches and the weathering possibilities are endless. With that in mind, no matter if we are building a tank, a plane, a ship, a sci-fi model or a figure, we can reach amazing results. One of the most desirable properties of oils is their ability to be blended with other colors.

Oils are great for subtle weathering effects like dirt accumulation, rust and rain streaks, dust, concentrations of moss, etc.

Oil paints are extremely versatile making them a must have in all modelers arsenal.



The slow drying time of oils can work in our favor because they allow us to tweak the finish of the model. Sometimes though we want to speed up the drying process with products like ABT113.

Materials



Diorama elements painted with oils.
Its ease of use and easy handling allow fine painting on very small pieces with accuracy.



Brushes

Brushes are of the most basic yet essential tools of modelers and artists. Quality brushes are of the utmost importance as they will be used from painting to applying different weathering techniques. Having one quality brush is not enough because different tasks require specific brush sizes and types.

This is not a situation where you should sacrifice quality in order to save a couple dollars. For detail work a small or medium round is advised but for a large area, a medium to large flat brush may be used. Care needs to be taken in cleaning and handling your brushes because your finish is only as good as the condition of your brush. It's important to have a selection of different quality brushes.

Thinners

Abteilung 502 offers you the best thinners and with different properties. For the best results we recommend the use of a Thinner from the same brand. We all know that we can mix oil paints with thinners from other brands, but a thinner from the same brand is made according the specific properties as the companies own paints. Using Abteilung thinners with Abteilung oil paints allows for better thinning, flow, and blendability.

Palette

Just about any surface can be used as a palette for oil paints but we must keep in mind that oil paints have a product called "Linseed Oil" mixed in with the pigments. This is great for canvas artists but it does nothing for us scale modelers. That is why you see modelers use a piece of cardboard because it soaks up a lot of the linseed oil. Cardboard is cheap and very accessible. The lower the linseed oil content is, the faster the paints dry as well the more matt the paint will be. Anyway, we can use any flat and clean surface as palette such as a metal palette, a plastic or ceramic palette, or a piece of glass, etc.. We remind that our oils are specially developed for modelers and contain a controlled level of oil components.

Method

Oils can be used in a large number of situations and with different approaches.

The most characteristic properties are its translucency and blending properties which opens a huge window of opportunities.

Combination and mixing with other products

Oils can be combined and mixed with other products such as enamels.

Applying oils over acrylic basecoats causes no problems because of their much different makeup's. In fact, they cause absolutely no chemical reaction whatsoever so we can apply oils over acrylics with complete confidence. This will only change the appearance of the acrylic base and not the paint. Oils over acrylics adds that extra touch of visual interest.

Oils can also be mixed with other modeling products like pigments to represent soil, mud, dirt, moss, etc. Oils are also great for filters and washes.

With the techniques employed today, oils can do so much to enhance a vehicles appearance. Vehicles of just one boring color can be easily given life and vibrancy with oils paints. The popularity of oils is starting to make oils to be considered a basic type of paint that all modelers should have.

In conclusion, oils are one of the best finishing mediums that should be in any scale modelers arsenal. The opacity and blending properties of oils are their greatest features.



Basic Guidelines



Abteilung 502 now has a vast range of oil colors which can all be used in a wide number of situations. In fact, the possibilities are endless when you consider that all Abteilung colors can be mixed with each other. All colors follow basic guidelines as to where and when they are most effective. The following is a simple categorization of the types of colors. Cold colors include greens, blues, turquoise, purples. Warm colors are yellows, oranges, reds or browns.

White oil – Used for winter situations. Ideal for winter washes.

Also good for fading and lightening other colors.

Light tans/buff oils are used for general fading, adding dust, whitewashes, and lightening other colors to obtain additional shades.

Black oil – For extreme weathering, darkening panel lines, and shadows in the deepest, most hidden spots. Also nice to darken other colors with as well as adding color variations in destroyed model dioramas.

Browns – Dark or light browns are some of the most used colors in weathering. Ideal for shadows, weathering around tracks, wheels, fighting compartments, rust situations, mud, soils, and earth tones...

Greens – Ideal for nature scenarios, river banks, moss concentrations, rain streaks but also to enhance any green or yellow camo, from OD to pale green.

Yellows – Good for color variations over light browns, light rust tones, sand colors, and other warm tones. Can be used for tinting greens and Dunkelgelb paint jobs.

Reds – Used in a wide variety of situations as well as being ideal for red primed vehicles, ship hulls, sci-fi models, figures...

Blues – Great for color variations and fading with Panzer grey and winter scenarios.

Greys – Ideal for lightening darker tones, winter scenarios or Panzer grey models. Also ideal for warships and modern military planes. Commonly used to make colors more neutral.



Due to their unique properties, oils can be blended allowing us to achieve a multitude of effects and transparencies.
Oils work best on a satin acrylic painted surface because white spirit has no effect on acrylics.
The gradient and volume effects enhance any scale model and give a very realistic appearance.



Before weathering,
our models, they often
time look like toys.
It's the weathering
process that brings our
models to life.



Tank VK 4502 worked with oils and pigments.

Application examples: texturizing with pigments



This exhausts are painted a rust color with some blue dots.



The surface is dampened with fixer..



... and dark pigments are applied.


The center of the exhaust was worked with light rust pigment.



It is fixed in place with oil dissolved in thinner.

Deposit a little Black oil, with a little Blue added, to the ends, outlining the structure on the ends of the muffler and creating a transition between the two extremes.





The gradient and volume effects enhance any scale model and give a very realistic appearance.

Any kind of weathering effect can be achieved on scale aircraft models with ABT products. As you can see in this model, dust and dirt effects with oils and pigments have been applied with a very realistic result.


A combination of earth tones
will give the finish chromatic
richness and will make it more
attractive.



Oil paints can be varnished to
help unify all the tones without
losing its chromatic richness.
Also can be used to make dirt,
accumulated dust and stains in
vehicles.

The effects on dioramas are also endless and give that extra touch of realism that can often be absent in scale models.





Abteilung 502

Modeling Luxury Goods



Abteilung 502

www.abteilung502.com

ABT018 CATALOGUE

PRICE 2€



Modeling Luxury Goods