




**AK 2029**  
**LANDING GEAR WASH**

The perfect wash for landing gear parts. Just shake well before use and you can apply it directly to your model to create depth in the details. This is an enamel product and can be dissolved using our white spirit or ODORLESS TURPENTINE. We recommend that this product is applied to surfaces that have been painted or varnished with acrylic paint.



Apply the product with a round brush over the desired surface.




Make sure the wash reaches all the desired areas and let it dry for several minutes.




With a flat brush dampened with white spirit remove the excess wash to create shadows and depth in and around details. Repeat until you are satisfied with the result.



Without a wash the parts look rather dull and uninteresting.



Even a light wash will change the look dramatically as it will bring out the details and creates depth.



Compare the differences of this landing gear before and after the wash is applied. The results is quite obvious.



Combined with other products from the Air Series the possibilities are almost unlimited. But study well your reference material in order to create the most realistic results.

