






AK 4111 LIGHT RUST DEPOSIT

The ideal product to create special rust effects on your models. This is due to the especially designed enamel paint which, when dry has a light surface texture. Perfect to obtain that crusted rust effect.



Use this product to achieve a crusted rust effect on your model

Shake very well before use, and apply straight from the jar in the desired areas and let it dry for 10-15 minutes.

Take a brush moist with thinner and blend in the paint until satisfied with the result.

Due to the very fine texture of the paint, you can achieve a realistic crusted rust effect. We recommend you work in layers for the best results.



Apply the paint directly from the jar, in one or more layers on parts of your model.



With a moist brush you actually push the paint in place, creating layers.



You can keep repeating this until you are happy with the effects. Make sure you allow enough drying time between each layer.



The more layers you add the stronger the effect will be.

