

Abteilung 502

Luxury Modeling Goods



Abteilung 502 is a high-end brand within the modelling world

The Abteilung 502 brand is a successful brand with clear ideas, launching products and innovating under the highest quality parameters. What began as an interest in providing the modeler with products to complete and complement their work, slowly evolved towards a sensitivity to develop even better products with aesthetics and design clearly inclined by the color black and silver that confer the character and identity of the brand, shadow and light. These are the foundation stones for the creativity of the products and offer the modeler the gateway to a model and finishes that are even more artistic and exclusive. This doesn't only apply to our consumable products, but Abteilung 502 also handles publication work for the best historians and photographers who can provide new and accurate information and documentation on their subjects.




Abteilung 502


*It's not the best because it's expensive,
It is expensive because it is the best.*

Oils


Abteilung 502 oils not only contain a range of exclusive colors for modelers, but also a special formula in which the proportion of oil to our high quality of pigments, is controlled, allowing far more realistic finishes that can't be mimicked with regular arts and craft store oil paints. Abteilung 502 has enlarged its already wide range of oils, along with some new enhancements to Abteilung's already high-quality formula. Due to Abteilung's wide range of colors, these oils can be used in all areas of modeling from armor to planes to ships to figures etc.




ABT001
SNOW WHITE



ABT002
SEPIA




ABT003
DUST




ABT004
BITUME




ABT005
SMOKE




ABT006
BURNT UMBER




ABT007
RAW UMBER




ABT010
YELLOW




ABT015
SHADOW BROWN




ABT020
FADED DARK YELLOW




ABT025
WARM RED




ABT030
FADED NAVY BLUE




ABT035
BUFF




ABT040
FADED GREEN




ABT050
OLIVE GREEN




ABT060
LIGHT RUST




ABT070
DARK RUST




ABT080
BROWN WASH




ABT090
INDUSTRIAL EARTH




ABT092
OCHER




ABT093
EARTH




ABT094
GREEN GRASS




ABT100
NEUTRAL GREY




ABT110
BLACK




ABT120
RED PRIMER




ABT125
LIGHT MUD




ABT130
DARK MUD




ABT135
LIGHT FLESH TONE




ABT140
BASIC FLESH TONE




ABT145
SUNNY FLESH TONE




ABT150
FIELD GREY




ABT155
LIGHT SAND




ABT160
ENGINE GREASE




ABT165
FADED WHITE




ABT170
LIGHT GREY




ABT180
COPPER OXIDE BLUE




ABT190
FADED FLESH




ABT200
METALLIC GOLD




ABT205
METALLIC SILVER




ABT210
METALLIC COPPER




ABT215
FLESH SHADOW




ABT220
DARK BRICK RED




ABT225
MIDNIGHT BLUE




ABT230
BLUE GREEN



ABT235
INTENSE BLUE



ABT240
CREAM BROWN



ABT245
SAND BROWN

Oil Sets

Abteilung 502 sets combine the proper colors needed, depending on what the modeler is trying to achieve. In order to extend your options, we have increased the number of Oil Sets available to cover all different branches of modeling. These sets have been created with thought and purpose in terms of combining colors that complement each other and what you are trying to achieve.

ABT305 **AIRCRAFT EFFECTS SET**

Improve your models using the six oil colors included in this interesting set, which was specially developed for use in aircraft modeling, allowing you to apply various finishing techniques.





ABT301 FLESH COLORS SET

High quality oil set made up of durable and stable pigments. These dense, high color intensity paints are for painting skin and flesh on scale model figures. Designed especially for painters who want to give their figures an artistic look, using this classic paint set.



ABT302 VEHICLE WEATHERING AND EFFECTS SET

This basic set is perfect for weathering and creating all sorts of different effects which ultimately turn your model into an ultra-realistic replica.



ABT303 MAPPING TECHNIQUE LIGHTS AND SHADOWS

Special set to create highlights and shadows on your models. You can use the dot technique and blend them to create a discolored and faded surface with a rich chromatic variation. The mapping technique is also a special oil technique because of its properties of blending and transparency to create different effects in paint and camouflages.



ABT304 RUST AND RED COLORS SET

This set contains all of the colors needed to create realistic rust effects and enhance the red primer tones on your models.



ABT306 NAVAL AND GREY EFFECTS SET

This set is specially designed for creating various effects on grey surfaces, which are common for subjects such as ships, aircraft, etc.



ABT307 DIORAMAS COLORS SET

Improve your dioramas and vignettes with this interesting set of colors to apply different techniques. Bricks, terrains, grass, etc..

ABT308 BASE COLOR ALTERATION SET

Within this set you will find all the oil colors that are necessary for alteration of the most popular base colours, such as green, grey, sand yellow, as well as multicolour camouflage schemes, as described in detail in our book "Mastering Oils 1" by Joaquín García Gázquez. Joaquín has made this selection for the proper application of his techniques.



ABT310 FANTASY & SCI-FI COLORS SET

Within this set you will find all the basic colors to paint everything from space ships to fantasy creatures. Mixed together, you can create as many colors as needed to cover all the unusual hues seen in this type of miniature.



ABT315 LEATHER AND WOOD COLORS SET

Within this set you will find all the basic colors to paint different leather and wood tones. All these are warm colors, which when mixed, can achieve almost any leather and wood shade, plus their shadows and highlights.

Display

Products for elite modelers from one of the best and the most distinguished brands in the modeling world, selling limited and exclusive products.

ABTEILUNG SPECIAL DISPLAY

An elegant and beautiful display to show the best products a modeler can buy. This exclusive display can only be seen at the best hobby shops around the world.



Pigments



Abteilung Pigments (MIG Productions pigments before) are respected the world over as the premier creator of superior model making pigments. Now you can find these high-quality pigments and our extended range, safe for use and non-toxic. Abteilung is utilizing organic pigments which are not only safe but offer the best in quality. Abteilung pigments are available in many different colours for a wide variety of distinctive weathering effects for your models, including dust, rust, earth and mud. The uses for these pigments are virtually without limit and they have applications in many different types of modelling, including dioramas, scale tanks and planes, model railway, wargaming, Sci-fi, etc. ...




ABTP032 ACRYLIC RESIN

Acrylic Resin for use with pigments in weathering process. Mix with it pigments and plaster to create thick muddy texture effects on your models. This product will dry slowly and will be hard to remove once fully dried. It can also be used as adhesive, although it is not white glue.




ABTP249 PIGMENT FIXER


This liquid solution has been designed to be used if you require a more permanent fixing for your pigments.




ABTP022
ASHES WHITE




ABTP023
BLACK SMOKE




ABTP024
LIGHT RUST




ABTP025
STANDART RUST




ABTP026
CONCRETE




ABTP027
LIGHT DUST




ABTP028
EUROPE DUST




ABTP029
BRICK DUST




ABTP030
BEACH SAND




ABTP031
VIETNAM EARTH




ABTP033
DARK MUD




ABTP034
RUSSIAN EARTH




ABTP035
ASHES GREY




ABTP037
GULF WAR SAND




ABTP038
AFRICA EARTH




ABTP039
URBAN INDUSTRY DIRT




ABTP040
BURNED GREASE




ABTP042
OCHRE RUST




ABTP044
BURNT STEEL BLUE




ABTP048
FADED MOSS GREEN




ABTP049
FRESH MOSS GREEN



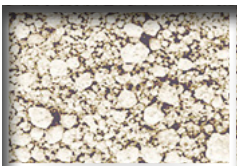
ABTP051
LIGHT MOSS GREEN




ABTP052
BRIGHT IRON




ABTP053
OLD BRICK RED




ABTP054
ALKALINE DUST




ABTP056
OCHRE EARTH




ABTP057
CLAY SOIL




ABTP058
DARK EARTH




ABTP060
TRENCH EARTH




ABTP230
OLD RUST



ABTP231
GUN METAL




ABTP232
DRY MUD




ABTP234
RUBBEL DUST




ABTP235
CARGO DUST




ABTP238
BROWN RUST




ABTP414
TRACK RUST



ABTP415
LIGHT EUROPEAN EARTH




ABTP416
FRESH RUST




ABTP417
DESERT SAND



ABTPF600
ROCKET EXHAUST



ABTPF605
GRAVEYARD DIRT




ABTPF606
PLASMA BURN




ABTPF607
METALLIC SILVER




ABTPF611
STAINLESS ALLOY




ABTPF612
BRASS



ABTF613
COPPER



ABTF616
MARINE BLUE



ABTF617
SULFUR YELLOW



ABT401 URBAN TEXTURES & BUILDINGS

This set offers the modeller the basic pigment colors that will prove essential in adding a realistic finish to any urban dioramas and vignettes. Included are: ABTP026 Concrete, ABTP029 Brick Dust, ABTP053 Old Brick Red and ABTP234 Rubbel Dust.



ABT402 DUST & DIRT

With this set, the modeller gets the four pigment tones that allow to create a variety of dust and dirt effects. Included are: ABTP027 Light Dust, ABTP039 Urban Industry Dirt, ABTP054 Alkaline Dust and ABTP235 Cargo Dust.



ABT403 RUST & EXHAUST

This set contains four different pigment tones which are indispensable for reproducing various stages of rust and corrosion in a realistic way. Included are: ABTP024 Light Rust, ABTP025 Standard Rust, ABTP042 Ochre Rust and ABTP230 Old Rust.



ABT410 EARTH

This set contains four earthy pigment tones which are extremely useful for almost all modelling genres. Included are: ABTP031 Vietnam Earth, ABTP038 Africa Earth, ABTP056 Ochre Earth and ABTP058 Dark Earth.



ABT404 EFFECTS IN SCI-FI

This set offers the modeller the basic pigment colors that allow to add convincing weathering effects to any Sci-Fi subject. Included are: ABTP600 Rocket Exhaust, ABTP605 Graveyard Drift, ABTP606 Plasma Burnt and ABTP616 Marine Blue.



ABT405 FANTASY & METALLICS

This set is composed of four metallic pigment tones which are especially useful for fantasy subjects, but can be handy in almost all modeling genres. Included are: ABTP607 Metallic Silver, ABTP611 Stainless Alloy, ABTP612 Brass and ABTP613 Cooper.



ABT406 TRACKS & LOWER PARTS

With this set we bring you the four pigment colors which are most useful for weathering tracks and lower portions of vehicles. Included are: ABTP040 Burned Grease, ABTP231 Gun Metal, ABTP234 Rubbel Dust and ABTP414 Track Rust.



ABT408 EUROPEAN LANDS

With this set, the modeller gets the four pigment tones that allow to create a variety of earth effects that are most commonly seen on vehicles and terrains in Europe. Included are: ABTP028 Europe Dust, ABTP034 Russian Earth, ABTP060 Trench Earth and ABTP415 Light European Earth.



ABT409 DESERT & SAND

In this set you will find four pigment tones which are most suitable for finishing vehicles and other objects operated in desert and sandy environment, as well as creating vignettes and dioramas located in such areas. Included are: ABTP030 Beach Sand, ABTP037 Gulf War Sand, ABTP054 Alkaline Dust and ABTP417 Desert Sand.

Pigments Sets



**PIGMENTS
SPECIAL DISPLAY**



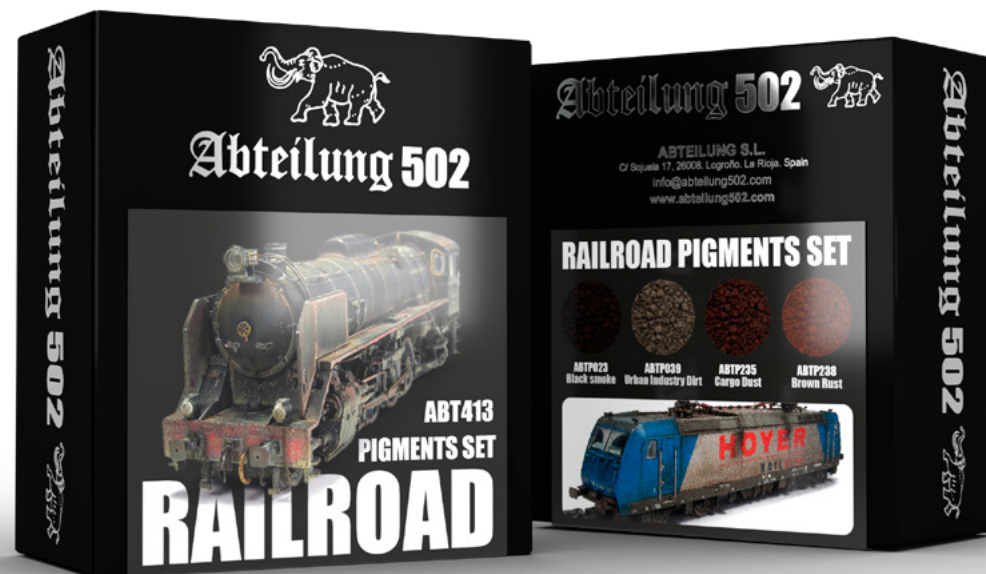
**ABT413
RAILROAD**

This set offers the modeller the basic pigment colors that will prove essential in adding a realistic finish to any train model. Included are: ABTP023 Black Smoke.

ABTP039 Urban Industry Dirt.

ABTP235 Cargo Dust.

ABTP238 Brown Rust.



Brushes

Abteilung 502 brushes have become a classic in the modeling world. Our wide range of high-quality brushes allow the modeler to get the best results. With these brushes you can achieve all the effects required in your modeling. Use them along with our ABT114 Magic Gel for Brushes, to ensure that you always keep your brush tip as good as new.



Abteilung 502  ABT830-0 ROUND



ABT830-00
ROUND BRUSH 00



ABT830-0
ROUND BRUSH 0



ABT830-1
ROUND BRUSH 1



ABT830-2
ROUND BRUSH 2



ABT830-4
ROUND BRUSH 4



ABT830-4/0
ROUND BRUSH 4/0



ABT830-5/0
ROUND BRUSH 5/0



ABT830-6
ROUND BRUSH 6



ABT830-10/0
ROUND BRUSH 10/0



ABT835-1
FLAT BRUSH 1



ABT835-2
FLAT BRUSH 2



ABT835-4
FLAT BRUSH 4



ABT835-6
FLAT BRUSH 6



ABT835-8
FLAT BRUSH 8



ABT840-4
FILBERT BRUSH 4



ABT840-6
FILBERT BRUSH 6



ABT840-8
FILBERT BRUSH 8



ABT845-4
ANGULAR BRUSH 4



ABT845-6
ANGULAR BRUSH 6



ABT845-8
ANGULAR BRUSH 8

Marta Kolinsky

Luxury Modeling Goods

ABT850 **MARTA KOLINSKY** **DELUXE BRUSHES**

Almost all modelers know these brushes for their quality, durability and performance.

Abteilung has created the best selection of sizes, and is the first brand to offer a practical transport tube to keep the brush in perfect condition.



ABT850-2



ABT850-1




ABT850-2/0



ABT850-3/0




ABT850-4/0



ABT850-5/0




ABT850-10/0



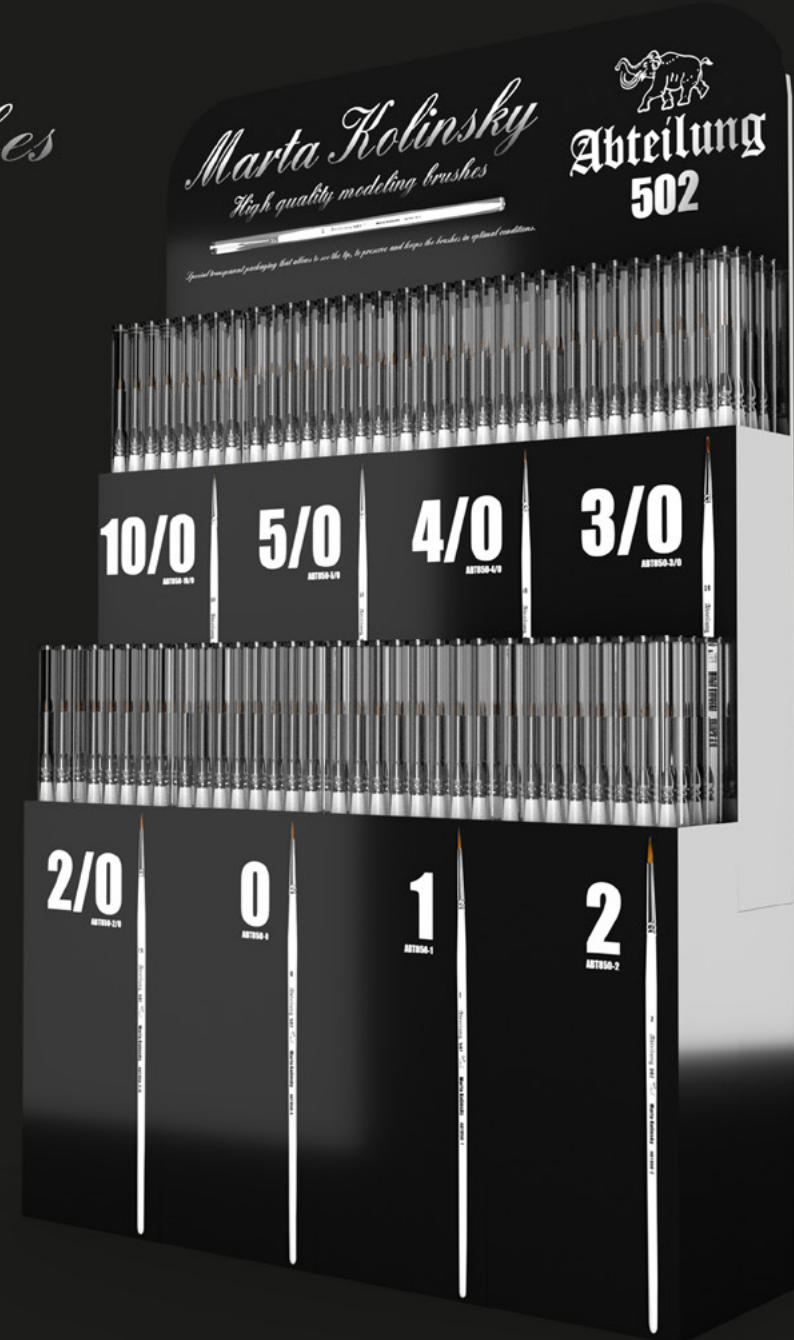
ABT850-0



High quality modeling brushes



**MARTA KOLINSKY
SPECIAL DISPLAY**



Special transparent packaging that allows to see the tip, to preserve and keeps the brushes in optimal conditions.

Auxiliary Products

Abteilung 502 has developed special products to help the modeler to improve his skills, and that includes taking care of your tools. Our new line of thinners can help the modeler achieve all types of finishes. We have a thinner that speeds up the drying time of oils and enamels, another thinner which creates a matte finish, and finally we have the classic odourless thinner. We also offer a product for hand cleaning and care, as well as a masking fluid to protect parts which you don't want to paint. We are proud to have a range of very useful products to make the modeler's life easier.





ABT111 ODOURLESS THINNER

The best odourless thinner on the market right now, brought to you by the most exclusive brand.



ABT112 MATT EFFECT THINNER

Our famous thinner, now with a special matte finish for your washes, filters, oils, etc..



ABT113 FAST DRY THINNER

Our classic thinner is now also available with a special drying agent included, allowing for speeding up the drying process of oils and enamels.



ABT115 LIQUID MASK

Liquid mask is one of the most popular products amongst painters. Liquid mask will help to protect parts that you want to keep unpainted.



ABT117 MAGIC POTION FOR BRUSHES

This ultra high quality brush cleaner and restorer is a product for modelers who want to make their brushes become new again, it does not contain solvents or alcohols. Used along with ABT114 Magic Gel for Brushes, it can make your brushes last forever. Dip your old brushes for 24 hours and they'll come out like new!! Repeat the process if the brush is heavily damaged.



ABT114 MAGIC GEL FOR BRUSHES

To keep the tip of your brushes sharp you only need to dip your brush in this gel and the brush fibers will begin to compact and ultimately keep your brushes as good as new.



ABT116 PURIFIER HAND CLEANSER

A special product enhanced with solvent-free surfactants, to remove acrylic or oil paint from your hands. No water is needed although you can use it if you choose. Apply it directly to your hands and leave to dry. Specially developed for hand care.

Magazines

Damaged is the new magazine from Abteilung 502. In this publication we want to advise the modeler how to weather any type of subject, even the most uncommon ones, under any circumstances. This is presented on high quality photos which form step by step guides that explain different building, painting and weathering techniques, including interesting tips and tricks. A pleasure for model makers and a timeless collector's item.

ABT701-P DAMAGED MAGAZINE 1

1. Toyota Geneo 20
2. T-47 Snowspeeder
3. Playing Cards
4. Seaplane North Aviation
5. The Imperial Express
6. Chernobyl Attraction
7. Mad Max
8. It came From Outer Space
9. Reality TV

English, Spanish. 76 pages.





ABT703 DAMAGED MAGAZINE 2

1. Walking Death
2. Xwing Fighter
3. Mouse Trouble
4. Sea & Ships
5. ZLIN Z50LS
6. Double Duty
7. Saltlake Racer DS62 Silberpfeil
8. Ginn Type Insurgent
9. Kamaz 5511


English, Spanish. 80 pages.



ABT705 DAMAGED MAGAZINE 3

1. AT-AT: Desert Walker
2. Sci-Fi Tank
3. Space Ork
4. LET L-200 Morava
5. Uboot
6. How To Kill a Zombie
7. A German Boxcar GHMS 30 MAGGI
8. How to Make Old Garage Gates
9. Yacht Irene

English, Spanish. 80 pages.





ABT707 DAMAGED MAGAZINE 4

1. Creeping Death
2. Dad's Auto Body
3. Crime Scene
4. KRAZ 256
5. Viriato
6. Shrike Type 1 Border Break
7. Garden Vignette
8. Lady Liberty Down
9. Machine Rusty
10. Take the Best Photo Under the Sun
11. Rey's Speeder




English, Spanish. 76 pages.



ABT711 DAMAGED MAGAZINE 5

1. Shared Taxi
2. Flag of Our MAKs
3. Abandoned
4. Keep Low
5. Dozer CHTZ T-130
6. Cityscape Fragments of Time
7. Volvo F12
8. Minotaur The King of the Labyrinth
9. Batmobile

English, Spanish. 80 pages.





ABT716 DAMAGED MAGAZINE 6

1. Happy Forever
2. M30
3. Loot
4. Citroen 2CV Club
5. Too Hot to Dig for Giants
6. What a bad Luck
7. Danger Streets
8. Icarus


English, Spanish. 80 pages.



ABT726 DAMAGED MAGAZINE 7

1. Chucky
2. Hakan
3. Belly Car Louise
4. Bird Watching
5. Space Mercedes C9
6. Kylo Ren Shuttle

English, Spanish. 76 pages.



Abteilung 502 will be releasing very special publications in the form of books and manuals designed to help modelers with their skills as well as add to the libraries of fanatics and collectors. Abteilung will only be preparing publications which stand out from others while following our philosophy of exclusive luxury goods for modelers.



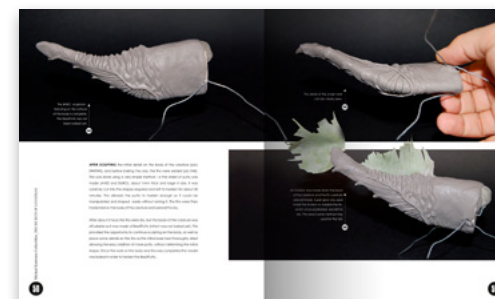

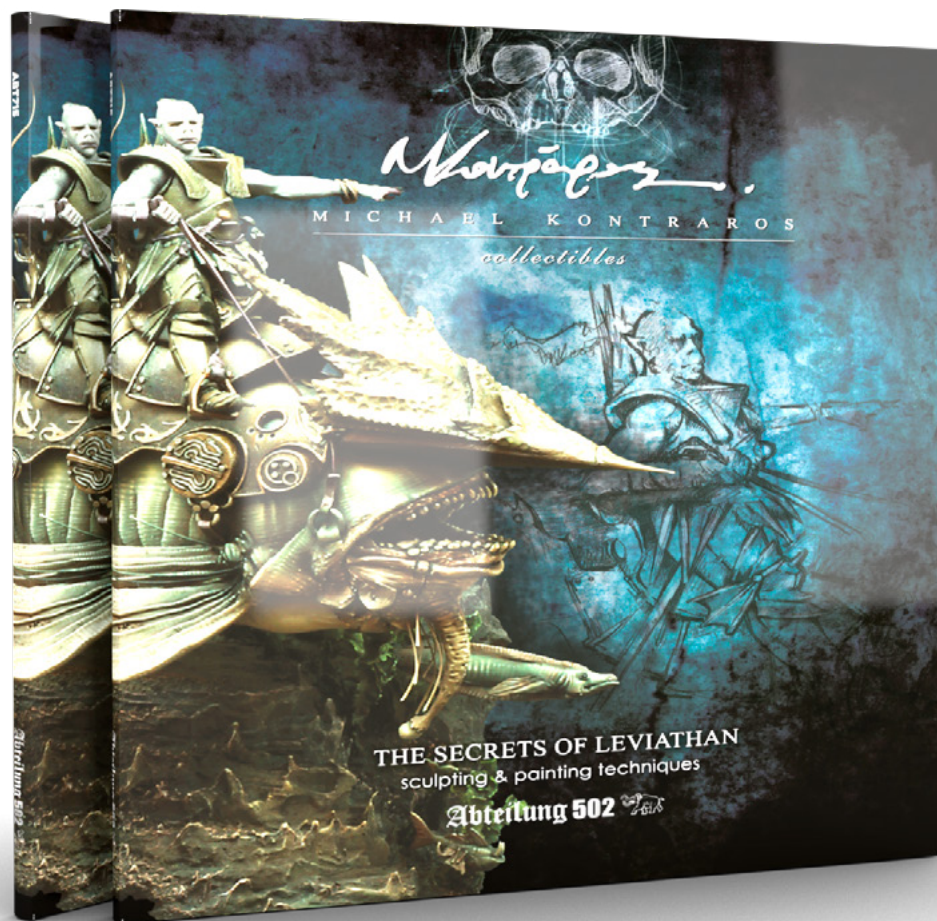
ABT715

THE SECRETS OF LEVIATHAN: SCULPTING & PAINTING TECHNIQUES

120 pages, English.

An art book specially designed by Michael Kontraros for all fans of his work, and in general, for those modellers who appreciate fantasy figures. An artistic book, with a very unique layout that shows us the steps of the creation of Leviathan, a work with which Michael Kontraros won several awards, ranging from his concept to his painting. The book is a limited-edition of 2000 copies worldwide.

Learn the secrets of one of the contemporary master modellers with an absolutely recognizable style. Do not expect a regular modelling book, but a book to enjoy reading and learning.





ABT602-P

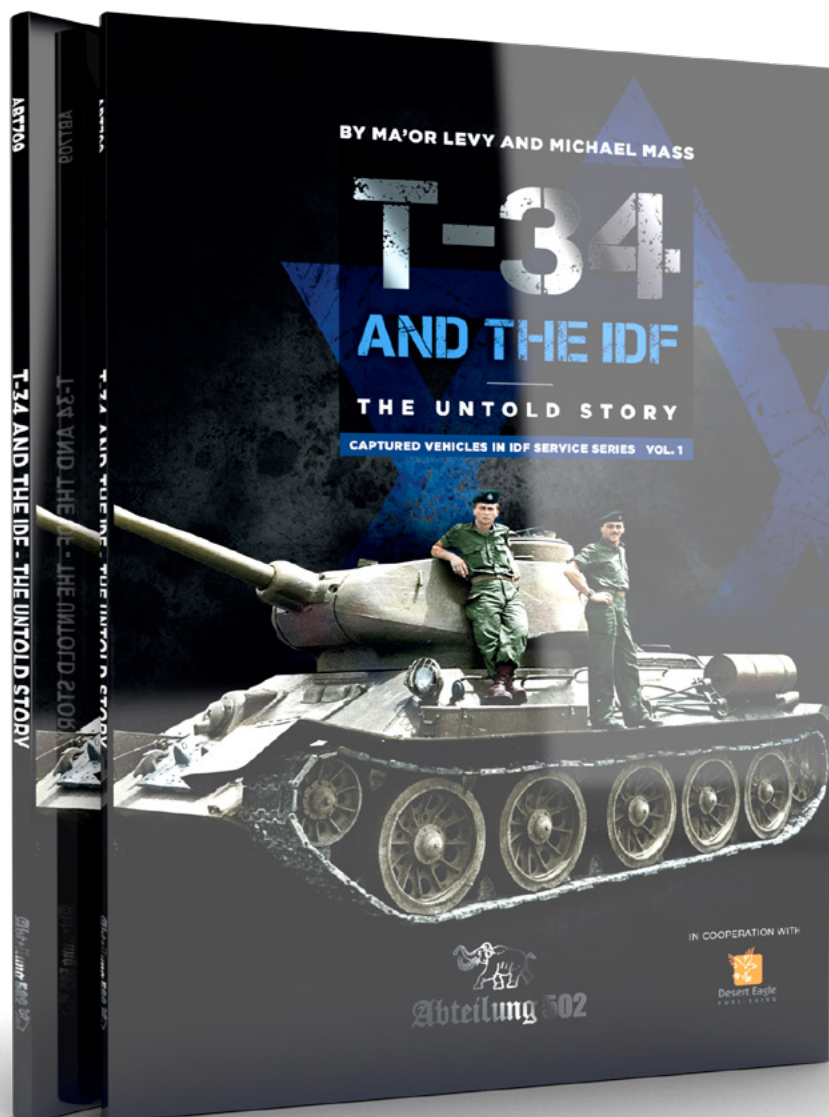
MASTERING OILS 1. OIL PAINTING TECHNIQUES ON AFVS

132 pages, English, Spanish, German, French

This book is the first one of a master series dealing with all the techniques necessary to control oil painting. In this volume, master modeler Joaquín García Gázquez, shows us how to use oils in the correct way; how to mix them, how to apply them, which tools are the best for handling them. All the possibilities regarding oils, applied on armored fighting vehicles, are addressed with step by step guides. A masterpiece which will be very useful for any modeler.

Take your model to the next level and achieve extreme reality with this must-have guide to oil techniques






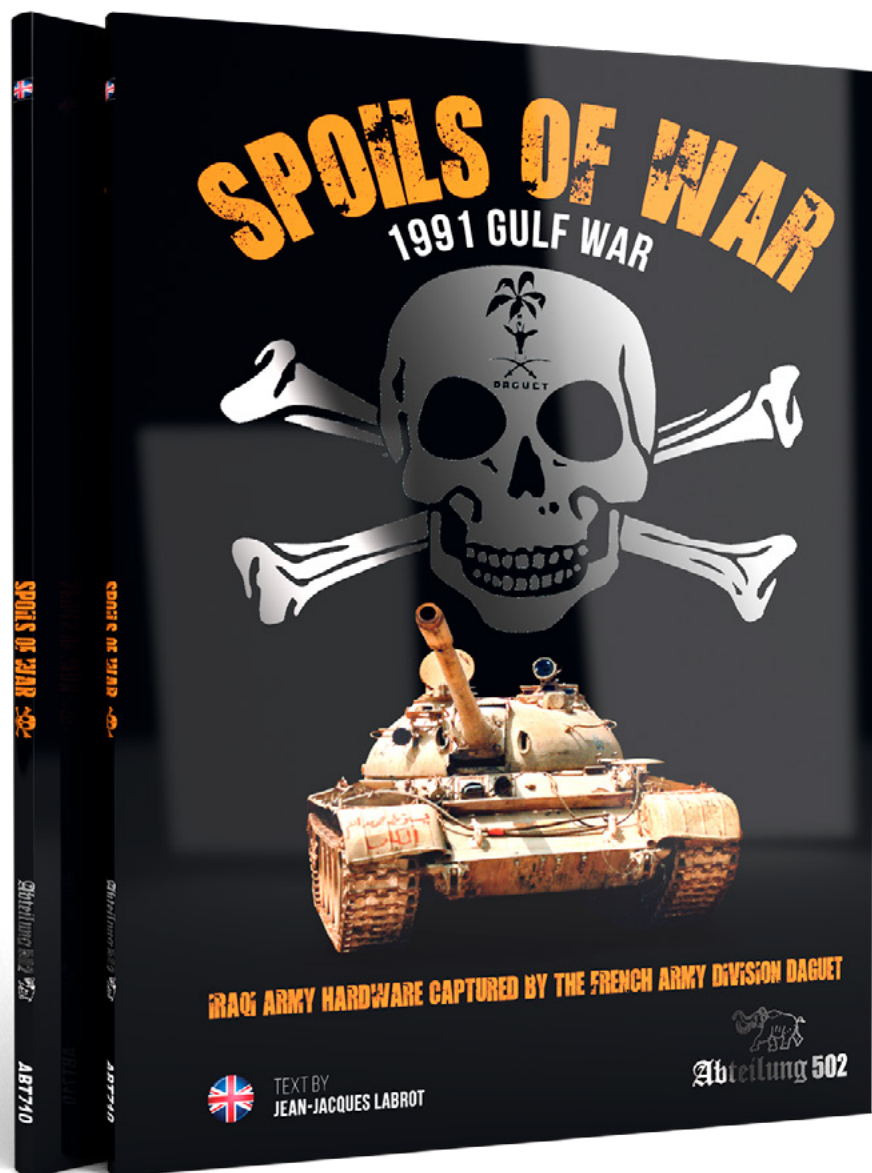
ABT709

T-34 AND THE IDF THE UNTOLD STORY (MICHAEL MASS / MA'OR LEVY)

English, 88 pages.

The T-34 arrived in the Middle East in 1955. This tank was known as a reliable war machine from the battlefields of World War II, and quickly became a main battle tank in the Egyptian army. In the Sinai Campaign (1956), the Israeli Sherman and AMX-13 tanks met it in battle for the first time, and by the end of the operation, the IDF had managed to capture several T-34s. These tanks were driven through the streets of Tel Aviv as a symbol of the great victory that had protected the young, small state. Afterwards, the IDF tested and studied the captured tanks, made sure that its soldiers learned them well, and integrated them into its Armored Corps' training course. By 1967, Syria and Egypt had bought hundreds of T-34s, and it was considered a threat that the Israeli army would definitely meet in their next war.






ABT710 SPOILS OF WAR

108 pages. English.

A book which allows the reader to discover the atmosphere and feeling of the Gulf War from the point of view of the Division Daguet soldiers. The Division Daguet (in french the Daguet is a young brocket deer) was a French Army unit formed in September 1990 in Saudi Arabia after the invasion of Kuwait. It was initially created from the elements of the 6th Light Armored Division. On 24 February 1991, when the ground phase of the Gulf War began, the main objective of the division was the As-Salman airfield in Iraq. The French soldiers encountered some elements of the Iraqi 45th Infantry Division. At the end of the battle, the French Army controlled the target. The French captured about 2500 prisoners, and seized a large quantity of weapons. Within a month, the specialized teams of the division, which were assigned to the recovery of the Iraqi hardware, managed to capture more than 35 heavy vehicles, a dozen of AA guns of different calibres and artillery pieces.







ABT601

PANTHER EXTERNAL APPEARANCE & DESIGN CHANGES

284 pages, English

A book authored by the late Roddy MacDougall and Martin Block. No other publication offer you such deep coverage of the external features of this tank, including the factory-applied camouflage patterns. A must-have for both modelers and historians.







ABT718 PANZERDIVISIONEN

348 pages. English & Spanish.

This book is a result of an extended research on the history and organization of the armoured divisions of the Wehrmacht from its creation in 1935, until the end of World War II. It also covers the different models of AFVs that were a part of the material delivered to these divisions. Included are several organization charts, colour profiles and more than 280 archive photos, many of these previously unpublished. To complete the study, a chapter devoted to uniforms is also incorporated.

A perfect reference for modelers, and a precious book for any history enthusiast.





ABT720

DEUTSCHE PANZER


GERMAN TANKS IN WORLD WAR I (1917-1918)

348 pages. English, Spanish

Although the German Army used only a handful of tanks during the World War I, they still get a lot of interest from modelers and historians. This publication gives an insight into the tank service in the Germany Army in 1917-1918, and provides a detailed look at the history and painting schemes of the only combat-used tank that had been manufactured in Germany during World War I, the A7V. A number of captured tanks that had been used by the Germans, are also covered. The book is lavishly illustrated with rare archive photos, numerous colour profiles and scale drawings in 1/35 and 1/87 scale.



The A7V was the first German tank to see combat. It was a heavy tank, weighing 30 tons, and was armed with two 77mm guns and two machine guns. It was used in the Battle of Cambrai in 1917, where it was captured by the British. The A7V was also used in the Battle of Arras in 1918, where it was captured by the French. The A7V was a very important tank for the German Army during World War I.





ABT606

THEIR LAST PATH. IDF TANK WRECKS MERKAVA MK.1 AND 2


160 pages. English, Spanish

A picture is worth more than a thousand words. This book tells a story through the numerous pictures inside and shows us the details of Merkava tanks on their last journey. The reader is offered with a unique behind the scenes look of decaying decommissioned Merkava Mk1 and Mk2 tanks. After years of service, they are placed at a closed compound ready to be scrapped. Michael Mass and Kristof Pulinckx bring you over 250 exclusive, never published before photos, complimented with state-of-the-art 3D graphic drawings. It's a must have for IDF enthusiasts and a modeller's dream if you plan to build a decaying Merkava tank as never before. This is brought to you with many details and crystal-clear photos. Pure inspiration.



Oils, why?

Painting figures using oils allows for better control than with other painting mediums. Painting figures and flesh is best done with oils because of their properties which allow for fine blending and retouching.



Why use oils in scale modeling? Oils are arguably the best type of paint you can use. For centuries, artists of all genres have chosen oils for their paintings. This begs the question, why not try to adapt the behavior and properties of oils to scale models? Oils are definitely one of the best types of paints that exist. They have properties that other types of paints don't such as their range of opacity that allows for smooth glazes or opaque accumulations which are very easy to mix and blend allowing for maximum creativity. Due to their wide range of properties, oils allow for a huge number of approaches and the weathering possibilities are endless. With that in mind, no matter if we are building a tank, a plane, a ship, a sci-fi model or a figure, we can attain amazing results. One of the most desirable properties of oils is their ability to be blended with other colors.

Oils are great for subtle weathering effects like dirt accumulation, rust and rain streaks, dust, concentrations of moss, etc.

Oil paints are extremely versatile making them a must-have in every modeler's arsenal.



The slow drying time of oils can work in our favor because they allow us to tweak the finish of the model. Sometimes though, we want to speed up the drying process with products like ABT113.

Materials



Diorama elements painted with oils.
Their ease of use and easy handling allow fine painting on very small pieces with accuracy.



Brushes

Brushes are of the most basic yet essential tools of modelers and artists. Quality brushes are of the utmost importance as they will be used from painting, to applying different weathering techniques. Having one quality brush is not enough because different tasks require specific brush sizes and types.

This is not a situation where you should sacrifice quality in order to save a couple dollars. For detail work, a small or medium round is advised, but for a large area, a medium to large flat brush may be used. Care needs to be taken in cleaning and handling your brushes because your finish is only as good as the condition of your brush. It's important to have a selection of different quality brushes.

Thinners

Abteilung 502 offers you the best thinners and with different properties. For the best results we recommend the use of a thinner from the same brand. We all know that we can mix oil paints with thinners from other brands, but a thinner from the same brand is made according the specific properties as the companies own paints. Using Abteilung thinners with Abteilung oil paints allows for better thinning, flow, and blending.

Palette

Just about any surface can be used for oils, such as a palette, but we must keep in mind that oil paints have a product called "Linseed Oil" mixed in with the pigments. This is great for canvas artists, but it does nothing for us scale modelers. That is why you see modelers use a piece of cardboard because it soaks up a lot of the linseed oil. Cardboard is cheap and very accessible. The lower the linseed oil content is, the faster the paint will dry as well the more matt the paint will be. Anyway, we can use any flat and clean surface as a palette, such as a metal palette, a plastic or ceramic palette, or a piece of glass, etc. We also remind you that our oils are specially developed for modelers and contain a controlled level of oil components.

Method

Oils can be used in a large number of situations and with different approaches.

The most characteristic properties are their translucency and blending properties which open a huge window of opportunities.

Combination and mixing with other products

Oils can be combined and mixed with other products such as enamels.

Applying oils over acrylic basecoats causes no problems because of their much different makeup's. In fact, they cause absolutely no chemical reaction whatsoever so we can apply oils over acrylics with complete confidence. This will only change the appearance of the acrylic base and not the paint. Oils over acrylics add that extra touch of visual interest.

Oils can also be mixed with other modeling products like pigments to represent soil, mud, dirt, moss, etc. Oils are also great for filters and washes.

With the techniques employed today, oils can do so much to enhance a vehicles appearance. Vehicles of just one boring color can be easily given life and vibrancy with oils paints. The popularity of oils is starting to make this type of paint a staple of any modeler's collection, and one that will doubtless be used for many varying applications.



Basic Guidelines



Due to their unique properties, oils can be blended, allowing us to achieve a multitude of effects and transparencies.

Oils work best on a satin acrylic painted surface because white spirit has no effect on acrylics.

The gradient and volume effects enhance any scale model and give a very realistic appearance.

Abteilung 502 now has a vast range of oil colors which can all be used in a wide number of situations. In fact, the possibilities are endless when you consider that all Abteilung colors can be mixed with each other. All colors follow basic guidelines as to where and when they are most effective. The following is a simple categorization of the types of colors. Cold colors include greens, blues, turquoise, purples. Warm colors are yellows, oranges, reds or browns.

White oil – Used for winter situations. Ideal for winter washes.

Also good for fading and lightening other colors.

Light tans/buff oils are used for general fading, adding dust, whitewashes, and lightening other colors to obtain additional shades.

Black oil – For extreme weathering, darkening panel lines, and shadows in the deepest, most hidden spots. Also useful for darkening other colors as well as adding color variations to destroyed model dioramas.

Browns – Dark or light browns are some of the most used colors in weathering. Ideal for shadows, weathering around tracks, wheels, fighting compartments, rust situations, mud, soils, and earth tones...

Greens – Ideal for nature scenarios, river banks, moss concentrations, rain streaks but also to enhance any green or yellow camouflage, from olive drab to pale green.

Yellows – Good for color variations over light browns, light rust tones, sand colors, and other warm tones. Can be used for tinting greens and Dunkelgelb paint jobs.

Reds – Used in a wide variety of situations as well as being ideal for red primed vehicles, ship hulls, sci-fi models, figures...

Blues – Great for color variations and fading with Panzer grey and winter scenarios.

Greys – Ideal for lightening darker tones, winter scenarios or Panzer grey models. Also perfectly suitable for warships and modern military planes. Commonly used to make colors more neutral.

Merchandising



ABT009 ABTEILUNG KEYHOLDER

One more reason not to lose your keys. Keep your hobby close to you with this exclusive key chain available with silver or black lettering.

ABT011/12/13/14 ABTEILUNG T-SHIRT

Show your support for Abteilung at your model club meetings or shows. Cotton T-shirt with an exclusivedesign with the brand invertal lettering. Sizes M/L/XL/XXL



ABT901 DAMAGED T-SHIRT

Damaged Magazine, high quality T-shirt with an amazing design to outstand over your modeling friends. Sizes men. M/L/XL/XXL
Size women. M



ABTSPECIAL DELUXE BRUSHES KIT

Deluxe zipper case which holds and protects 10 high quality brushes. You can't be an elite modeler if you don't take care of your tools.




ABT850



ABT845



Application examples: texturizing with pigments



This exhausts are painted a rust color with some blue dots.




The surface is dampened with fixer..




... and dark pigments are applied.

The center of the exhaust was worked with light rust pigment.




It is fixed in place with oil dissolved in thinner.




Deposit a little Black oil, with a little Blue added, to the ends, outlining the structure on the ends of the muffler and creating a transition between the two extremes.





The gradient and volume effects enhance any scale model and give a very realistic appearance.

Any kind of weathering effect can be achieved on scale aircraft models with ABT products. As you can see in this model, dust and dirt effects with oils and pigments have been applied with a very realistic result.



Abteilung 502

Luxury Modeling Goods